

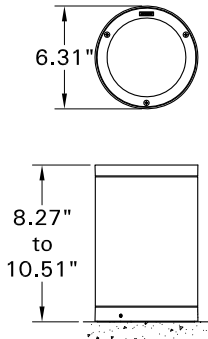
# INSTALLATION AND SERVICE MANUAL



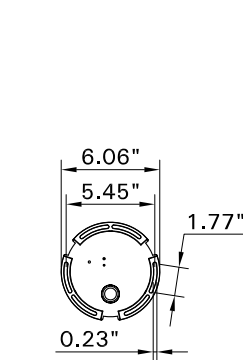
For installation of Paragon Onground uplight cylindrical dia 6.29" and square 6.29".  
Model. UPR-50271-50274 and UPR-50291-50294.

## Product drawing (dimensions)

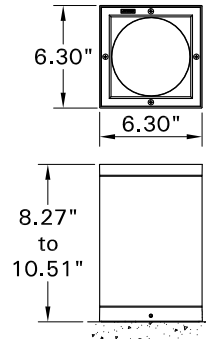
## SUITABLE FOR WET LOCATIONS



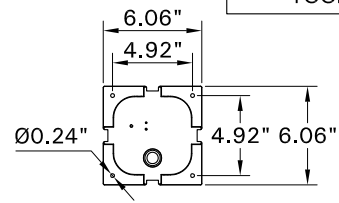
UPR-50271 - UPR-50274



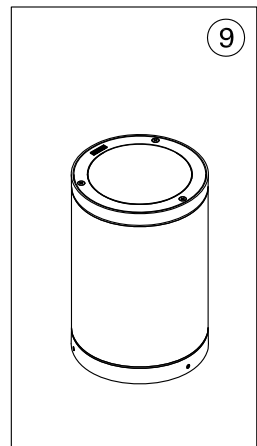
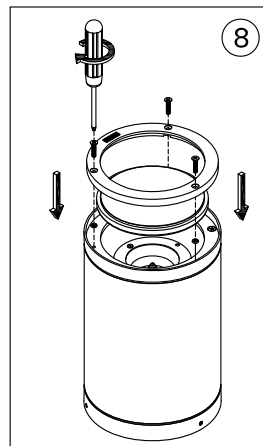
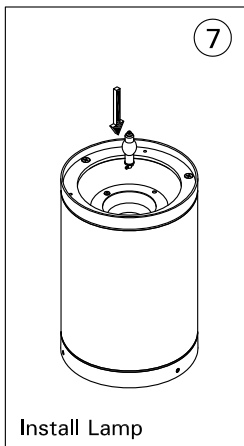
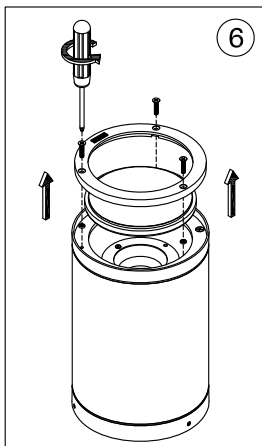
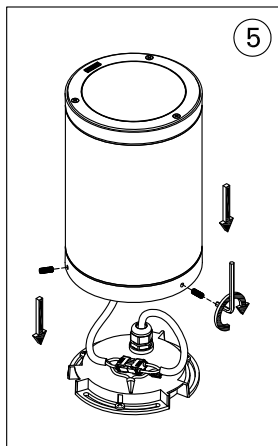
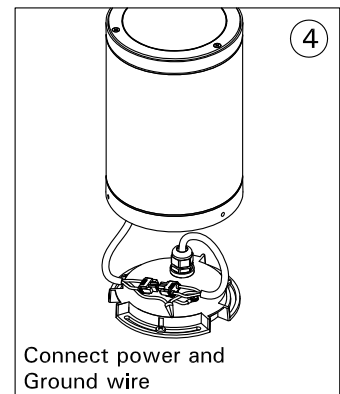

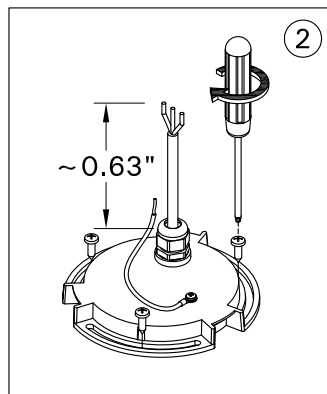
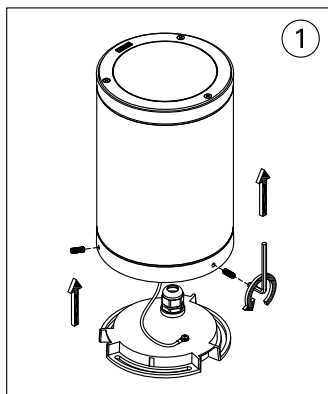
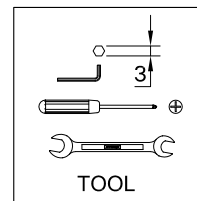
MOUNTING DETAIL



UPR-50291 - UPR-50294



MOUNTING DETAIL



### Notice to installer :

- 1.WIRING INSTRUCTIONS** Warning : RISK OF FIRE AND ELECTRICAL SHOCK. : FIXTURE MUST BE INSTALLED BY A QUALIFIED ELECTRICIAN ONLY>FIXTURE IS INTENDED FOR INSTALLATION IN ACCORDANCE WITH THE NATIONAL ELECTRICAL CODE, LOCAL AND FEDERAL CODE SPECIFICATIONS. DISCONNECT POWER BEFORE SERVICING.
- 2.This fixture has a VOLTAGE SPECIFIC BALLAST,Check that the supply voltage is the same as the installed ballast voltage.**

## Ligman Lighting USA

7144 NW Progress Court, Hillsboro  
Oregon, 97124, USA  
Tel : 503 645 0500 | Fax : 503 645 8100

[www.ligmanlightingusa.com](http://www.ligmanlightingusa.com)

UPR-50271 14/10/13 REV.1  
1/1



FM-TS-13/25-05-2007-REV.2